

Disposable Hang Tag Instructions



Alpha High-Theft Solutions

INSTRUCTIONS FOR 10147338 and 10148810 - Disposable Hang Tag




KEY FEATURES:

- Easily applied across a wide variety of products, with a consistent design fitting most wide hang holes
- Securely houses sensor & acts as a visible theft deterrent
- Enhanced visibility of security measures on merchandise

APPLICATION:




1. Take disposable tag



2. Twist the bottom piece to detach




3. Put pegs of top piece through front of merchandise hang hole



3. contd.



4. Take the bottom piece, with the flat face facing down & the curved edge of the piece pointing up




4. contd.



5. Place on to pegs



6. Press down until tight on merchandise (If unable to tighten, the back piece is oriented the wrong way)



7. Product is secure and ready for display

QUESTIONS?

North America: 800.633.2155

Europe: 34.937.454.857

Latin America: 800.633.2155

Pacific Rim: 65.6748.0856